Bilder vom Zusammenbau der Rechenmaschine von Wilhelm Schickard (1623)

mit dem Bausatz von Jürgen Weigert (2019), https://github.com/jnweiger/schickard/

1. Bauteile herstellen



2. Zusammenbau der Komponenten

Speicherwerk



Die Bilder links zeigen die aus den ausgeschnittenen Holzteilen zusammengeleimten Komponenten, die rechten Bilder dann die daraus zusammengesteckten Rechenwerke.

Napier-Werk



Addierwerk





Alle Baugruppen





3. Die fertige Rechenmaschine